

Give Feedback... You have been directed to this document based on an ID match. Alternatively, click here to search on this phrase. Hide

Copyright (c) 2019, Oracle. All rights reserved. Oracle Confidential.

☆ SAIP: A New Academic Organization and Classes Associated with It Are Not Included in the Bulk Data Exchange or Snapshot Files (Doc ID 2531401.1) [To Bottom](#)

In this Document

[Symptoms](#)
[Cause](#)
[Solution](#)

APPLIES TO:

PeopleSoft Enterprise CS SA Integration Pack - Version 9.2 and later
 Information in this document applies to any platform.

SYMPTOMS

On : 9 version, SAIP

ACTUAL BEHAVIOR

SA Integration Pack

A new academic organization was added to the academic structure. The new organization was added to the Academic Organization security tree and a new effective dated row was added to the subject and course catalog components to move the subject and courses to the new Academic Organization. The Academic Organization was added to Scoping and Defaults and the classes in the new organization are marked as in scope and active. However when the bulk data exchange or snapshot process is run, the new organization is not included in the group and the classes are not included in the course section or other xml files.

EXPECTED BEHAVIOR

Expect the courses to be included in the bulk file transfer.

STEPS

The issue can be reproduced at will with the following steps:

Create a new Academic Organization at Set Up SACR > Foundation Tables > Academic Structure > Academic Organization Table.
 Add a new effective dated row to the subject(s) and course(s) to be moved to the new organization on the Academic Subject Table and Course Catalog.
 Make sure that the new Academic Organization is included in scope at Set Up SACR -> Product Related -> SA Integration Pack -> Scoping/Association Defaults.
 Make sure classes that are scheduled in the new Academic Organization have an active Integration Status link at Curriculum Management -> Schedule of Classes -> SA Integration Pack -> Scoping and Association.
 Run the bulk file transfer at SA Integration Pack > Bulk Data Exchange > Bulk Data Exchange.
 Check the xml files created and the new Academic Organization and its associated classes are not included in the appropriate files.

CAUSE

The target ID was not added to the new Academic Organization.

The target ID must be associated with the Academic Organization in order to include the new academic organization and any courses in that organization in the bulk data exchange process.

SOLUTION




To implement the solution, please execute the following steps:

1. Go into the responsibility: Campus Solutions.
2. Navigate to Set Up SACR -> Product Related -> SA Integration Pack -> Default Targets -> Academic Organizations
3. Search for the new Academic Organization and check if the target is added to the Academic Organization. If no target is added, add the target and save the page.
4. Rerun the bulk data exchange and the new academic organization and classes should be included in the xml files.

Was this document helpful?

Yes
 No

Document Details

  
 Type: PROBLEM
 Status: PUBLISHED
 Last Major Update: Apr 16, 2019
 Last Update: Apr 16, 2019

Related Products

PeopleSoft Enterprise CS SA Integration Pack

Information Centers

No Information Center available for this document.

Document References

No References available for this document.

Recently Viewed

[SAIP: A New Academic Organization and Classes Associated with It Are Not Included in the Bulk Data Exchange or Snapshot Files \[2531401.1\]](#)

[SCC_BIO_DEMO_PERS - Invalid Data Error. No Data Could Be Found Based On The Required Key Fields Passed In \(18137, 1128 \) \[2296879.1\]](#)

[E-SEC : Forgot My Password - OPERPSWD Does Not Get Updated in 8.54 when USER_PROFILE message is triggered from 8.55 \[2177583.1\]](#)

[OBIEE 12c: Data From Impala Datasource Displays As Chinese or Unexpected Characters \[2115335.1\]](#)

[OBIEE 11g | 12c: Should The Catalog Manager Be Able To Open On Linux | Unix? \[1412163.1\]](#)

[Show More](#)

