

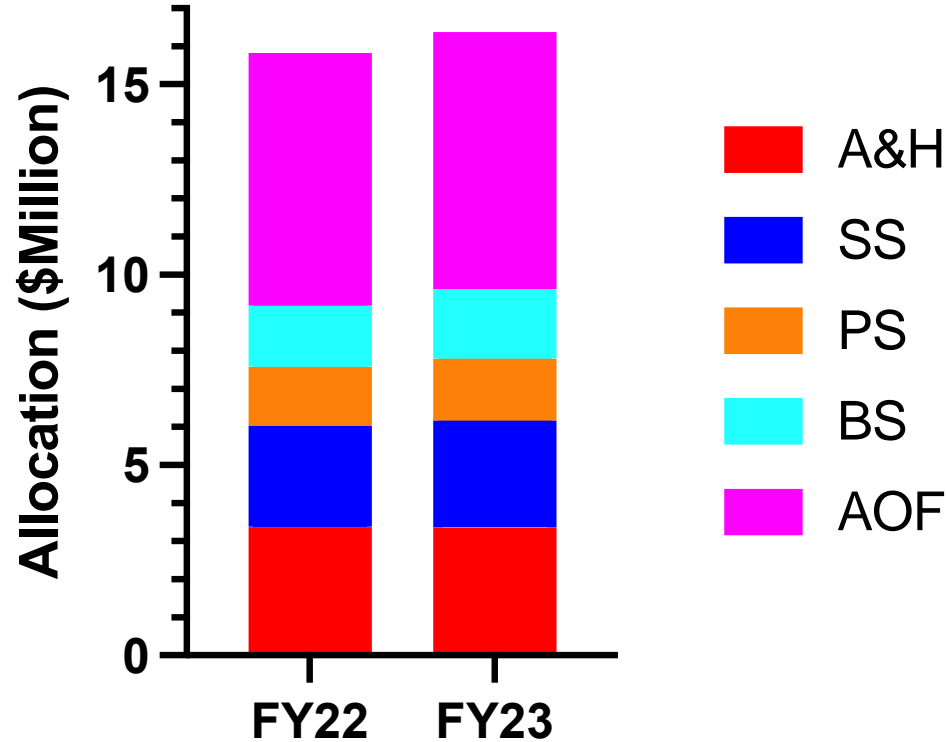


GRADUATE SCHOOL
UNIVERSITY OF WISCONSIN-MADISON

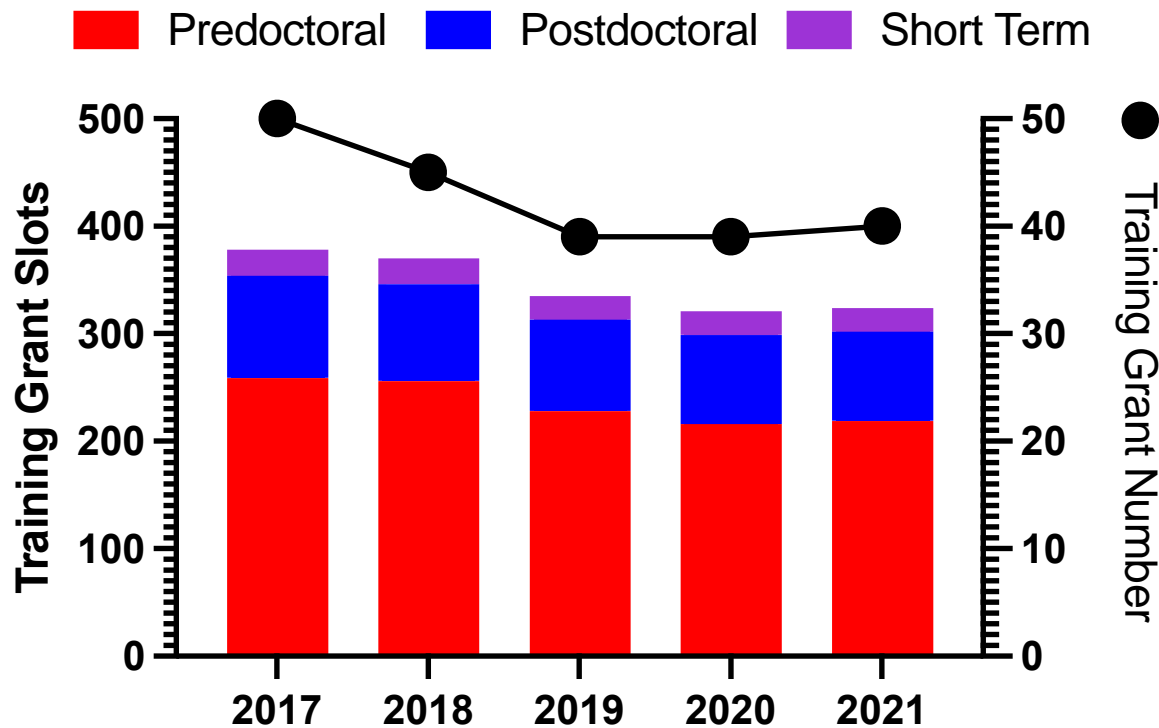
Funding and Programmatic Analysis Update

William J. Karpus, Dean
5/9/22

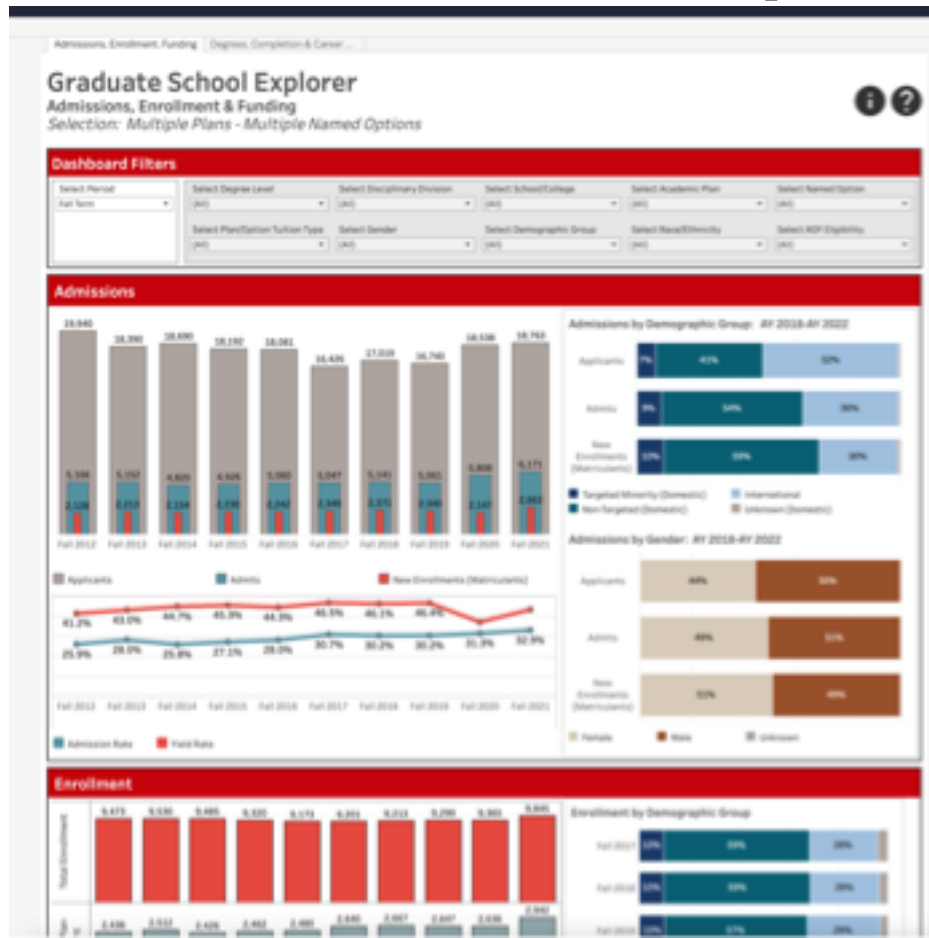
Graduate Student Support Competition + AOF



NIH T32 Awards



Graduate School Explorer



PhD Career Outcomes

INTRODUCTION OVERVIEW ACADEMIA LOCATIONS-INTERNATIONAL LOCATIONS-US CLASSIFICATIONS-CNGLS CLASSIFICATIONS-NAICS/SOC... CLASSIFICATIONS-AAUDE

ALUMNI TYPE:

(All)

DEGREE:

(All)

DEGREE COLLEGE/SCHOOL:

(All)

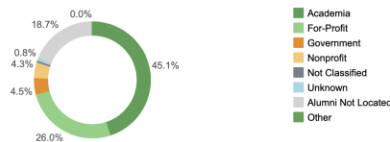
DEGREE DEPARTMENT/PROGRAM:

(All)

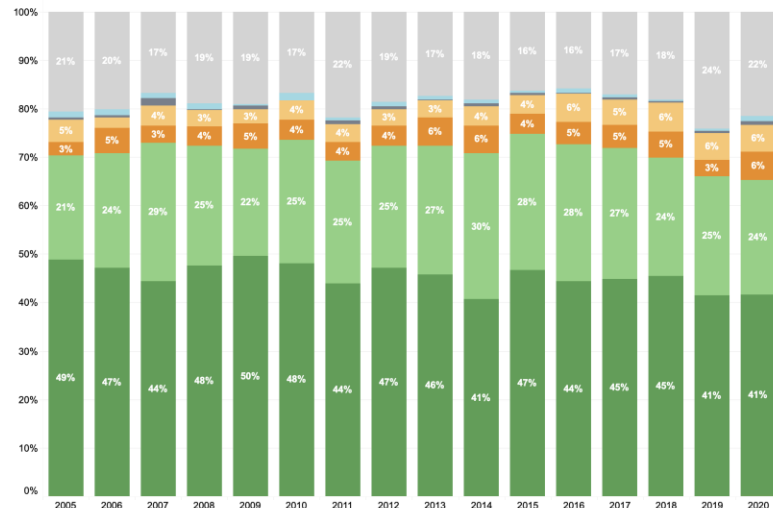
INDUSTRY CLASSIFICATIONS

LIMIT DASHBOARD TO CNGLS SECTOR(S)

(All)



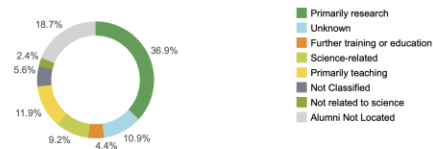
STRATIFIED BY DEGREE/DEPARTURE YEAR



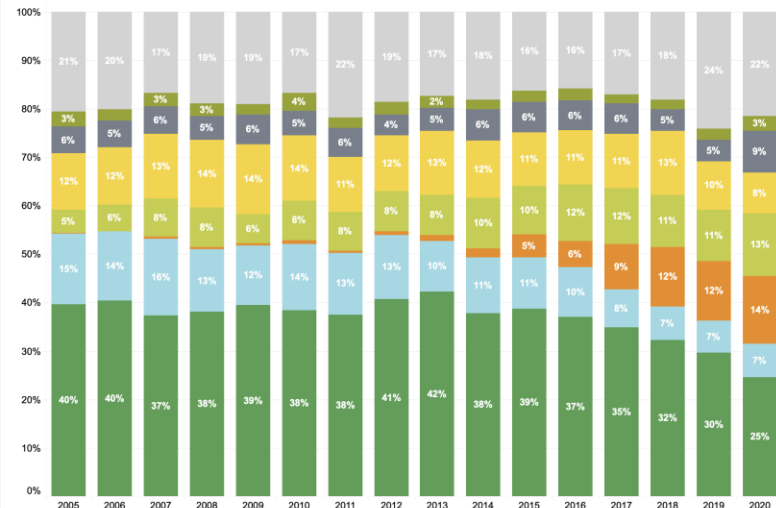
OCCUPATION CLASSIFICATIONS

LIMIT DASHBOARD TO CNGLS CAREER TYPE(S)

(All)



STRATIFIED BY DEGREE/DEPARTURE YEAR



Admission Competitor Landscape

Institutional Enrollments of New Graduate Admits



Select Admit Term
Fall 2020

Select Admit Disciplinary Division
(All)

Select Admit School/College
(All)

Select Admit Plan Level
(All)

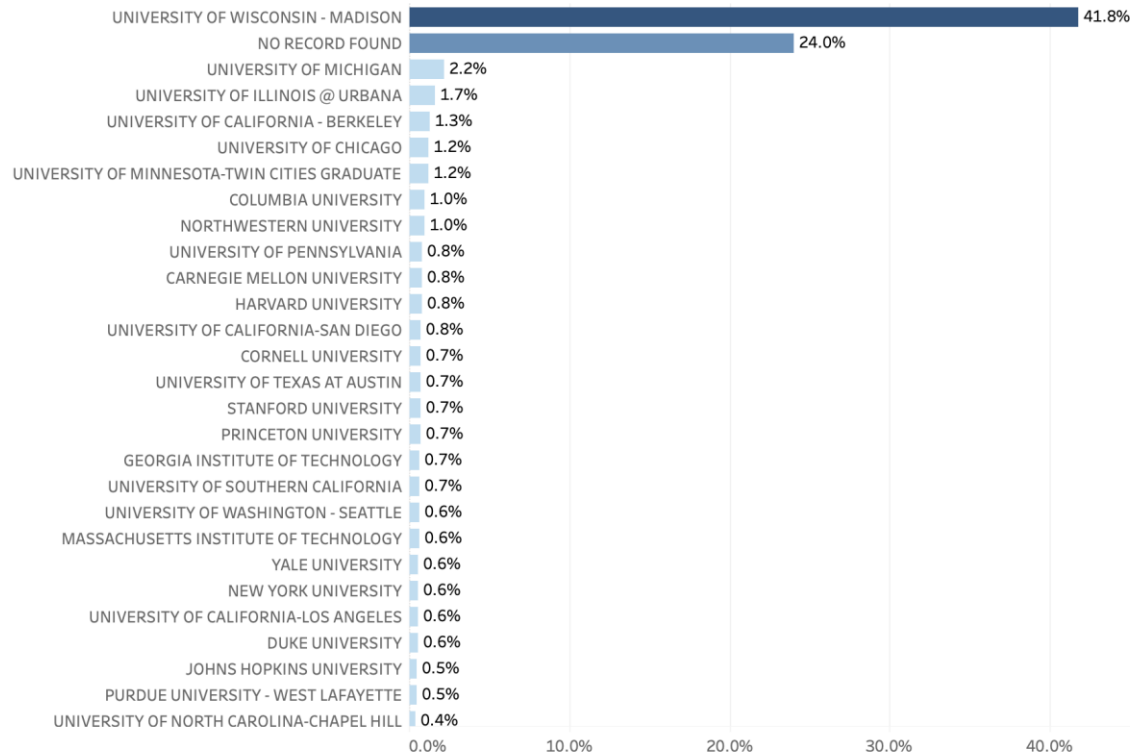
Select Admit Plan
(All)

Select Admit Named Option
(All)

Select Gender
(All)

Select Demographic Group
(All)

Select AOF Eligibility
(All)



Current Doctoral Student Survey

View: Original

Home Page Respondent Profile Program Experience UW Satisfaction & Support Advising Obstacles Program Climate University Climate Health & Well-Being Career F

Doctoral Program Experience



Select Academic Year
(All)

Select Disciplinary Division
(All)

Select School/College
(All)

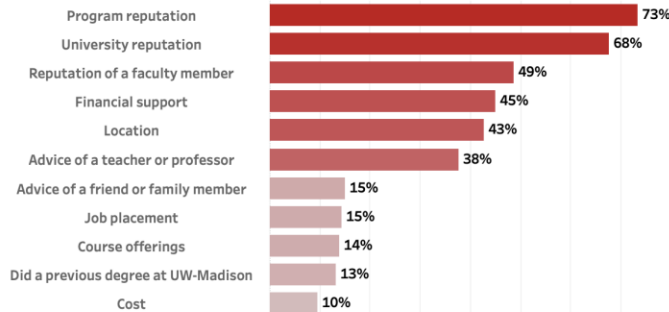
Select Academic Plan
(All)

Select Demographic Group
(All)

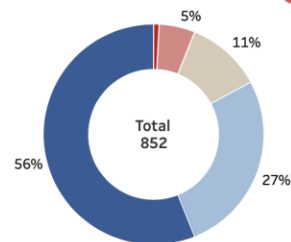
Select Gender
(All)

Note: Place cursor over red key icon to view color key for figure.

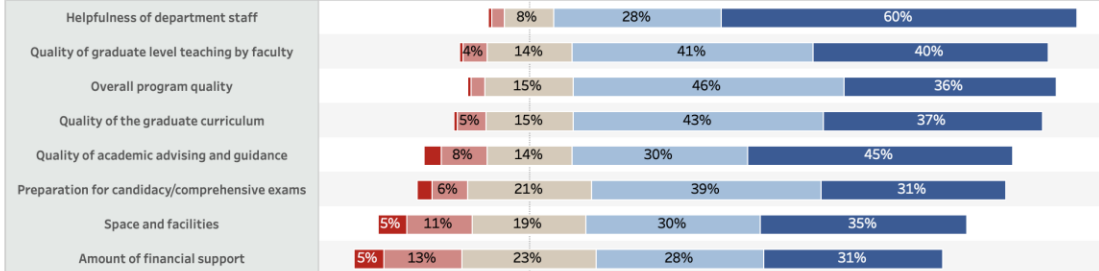
PE1. What were the main reasons you selected your doctoral program?



PE2. If you were to start again, would you choose the same program/specialization?



PE3. Please rate the following aspects of your doctoral program.



This visualization was created by the UW-Madison Graduate School Office of Academic Analysis, Planning and Assessment. Questions, feedback, or requests for accessibility assistance should be directed to data@grad.wisc.edu.

Internal

Doctoral and Masters Exit Surveys

▼ < Home Page Respondent Profile Program Experience UW Support & Satisfaction UW Engagement & Climate Program Orient. & Prog. Advising & Mentoring Career Planning >

Advising & Mentoring



Select Academic Year
(All) ▼

Select Disciplinary Division
(All) ▼

Select School/College
(All) ▼

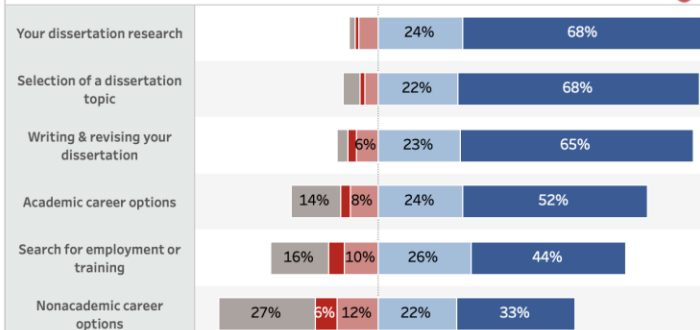
Select Academic Plan
(All) ▼

Select Demographic Group
(All) ▼

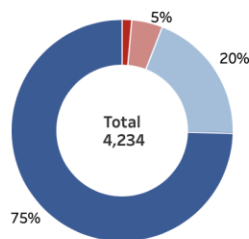
Select Gender
(All) ▼

Note: Place cursor over red key icon to view color key for figure.

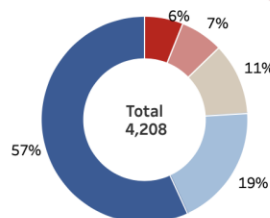
AM1. How helpful was the advice you received from your dissertation/thesis advisor in each of these areas?



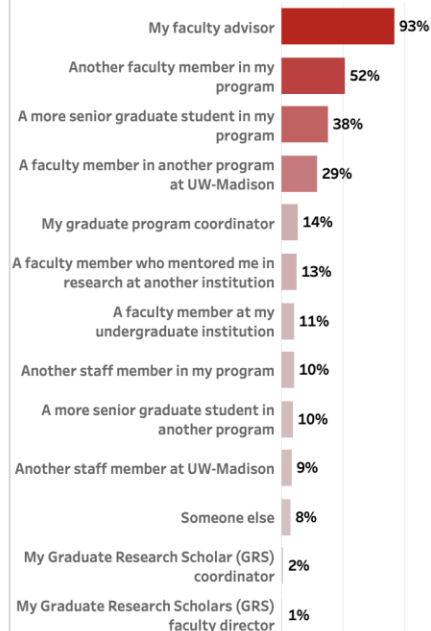
AM2. How helpful was your advisor during your graduate career?



AM3. If you were to start again, would you choose the same advisor?



AM4. Which faculty, staff, or students have you considered a mentor during your UW-Madison graduate experience?



WARF Grant

The over-arching goal of the University of Wisconsin–Madison's Office of the Vice Chancellor for Research and Graduate Education is to address the complex challenges of the university's broad research enterprise and support the needs of graduate education across campus, in a thoughtful and collaborative manner.

We use the different categories of WARF grant to build the research enterprise in a coordinated approach

- Cluster hire and start-ups bring in faculty
- Fellowship bring graduate students
- Fall comp helps faculty get started
- Matching make large grants more competitive
- Romnes, Kellett WARF provide recognition
- Strategic initiative seed funding for centers and multidisciplinary research

WARF Allocations by Division

	FY21 Allocations by Division			
Division	A&H	BS	PS	SS
Percent total commitment:	10.6%	37.8%	32.6%	19.1%
Faculty Recruitment and Retention	\$1,122,437	\$5,746,819	\$4,048,814	\$956,931
Strategic Initiatives	\$56,543	\$3,908,044	\$3,754,393	\$1,494,557
Graduate Student Support	\$1,981,066	\$4,643,987	\$3,131,410	\$2,617,652
Fall Research Competition	\$1,418,615	\$2,498,699	\$3,051,503	\$3,116,095
Matching Grants	\$168,512	\$1,787,482	\$1,923,148	\$893,439
Faculty Fellowships	\$614,967	\$625,234	\$625,234	\$599,567
Total Base Grant:	\$5,362,140	\$19,210,265	\$16,534,502	\$9,678,241

WARF Grant FY22

	Award
	<u>2021-2022</u>
Faculty Recruitment and Retention	\$13,000,000
Strategic Initiatives	\$10,500,000
Graduate Student Support	\$11,000,000
Fall Research Competition	\$10,945,000
Matching Grants	\$5,500,000
WI Distinguished Graduate Fellowships	\$500,000
Faculty Fellowships	\$2,500,000
Cluster Hire Program (Endowment for Excellence)	\$6,500,000
OVCERGE Base Grant:	<u>\$60,445,000</u>

FY22 Research Strategic Initiatives

Strategic Initiative	Awarded
Research Core Revitalization	TBD
Library Collections Enhancement	~\$100,000
Pandemic-Affected Research Continuation Initiative	~\$1,290,000
Research Forward	~\$6,300,000
Total	~\$7,700,000